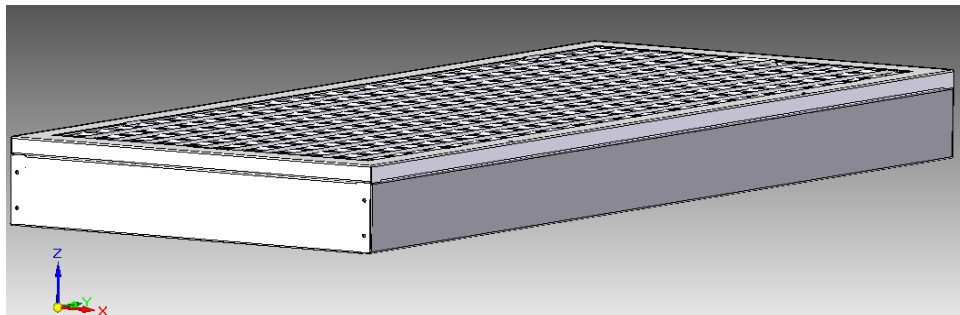


Installation manual
Torino Sport

**TORINO
 SPORT**



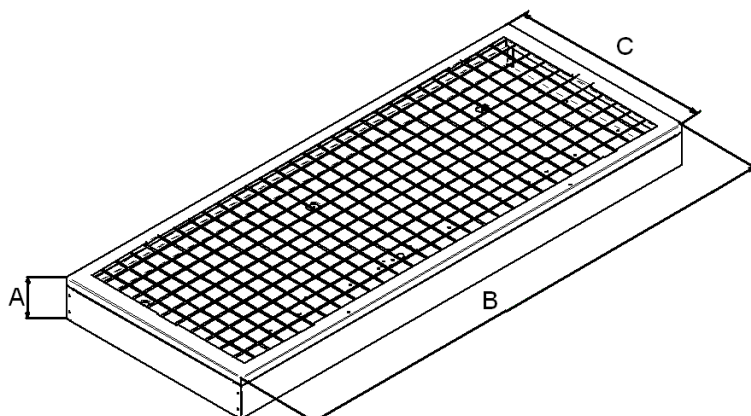
IP20



230V/50HZ T8, T5


1. Dimensions and weight

Power	A	B	C	Waga (kg)
3x36W	95	1226	486	11,5
3x58W	95	1525	486	12,5
3x28/54W	95	1226	486	11,5
3x35/49/80W	95	1525	486	12,5





2. Assembly

- a) open the luminaire by screwing off two screws on a luminaire's frame surface
- b) swing the frame, louver will follow:
 - be careful neither to bend a louver nor to stain it with a fingerprints
 - be careful during maintenance after luminaire's installation and look out for a screws falling down



- c) power supply connection:
 - pull the feeding cable through the hole in the base of the housing
 - connect the wires as shown on a cube

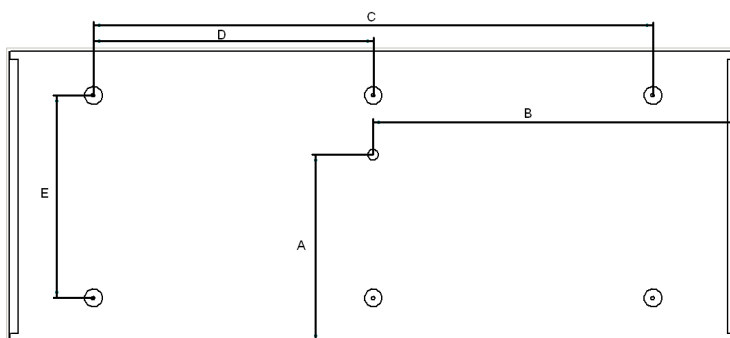


d) ceiling mounting

- luminaire is mounted to the ceiling with screws in the holes of 7mm diameter

Moc	A	B	C	D	E
3x36	313	613	940	470	340
3x28/54	313	613	940	470	340
3x58	313	763	1044	522	340
3x35/49/80	313	763	1044	522	340


Position of the hole for feeding cable is described by A and B dimensions



e) fluorescent lamp mounting

- put fluorescent lamp in the luminaire with softly pressure, put in sockets and closing fixing

- rotate fluorescent lamp by 90°



3. Important warnings:

The manufacturer cannot be considered liable for any damages deriving from improper, wrong and unreasonable use of the fitting.

Luminaires may be installed by qualified personnel only.

Any manipulation inside the luminaire when power supply is on causes the risk of electric shock.

Manufacturer is not responsible for any flaws caused by avoid using this manual.

Manufacturer reserves a right to change the construction of the product.

Do not assembly in places without air circulation.

To guarantee safety of luminaire functions, please assembly according to instruction.



The European Directive 2002/96/EC on waste electrical and electronic equipment, requires that electric and electronic devices must be disposed of in the normal household waste. The crossed out wheeled bin is reproduced in order to remember obligations towards separately collection. For correct disposal, please use authorized waste disposal facilities or returned to the distributor at the date a new lighting fitting is purchased. Lamps, if disposed together with the lighting fitting, shall not be broken up since they contain substances which are highly polluting for the environment. Unauthorized disposal of the foregoing waste material is punishable by law. More details of directive available at: <http://www.gios.gov.pl>

