

Assembly instruction TT LED bracket



230V/50HZ LED

1. Dimensions

Power	A	B	Weight (kg)
32W	330	330	2,6kg
45W	205	830	4,5kg
6W	412	250	1,5kg

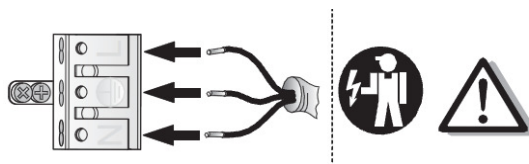
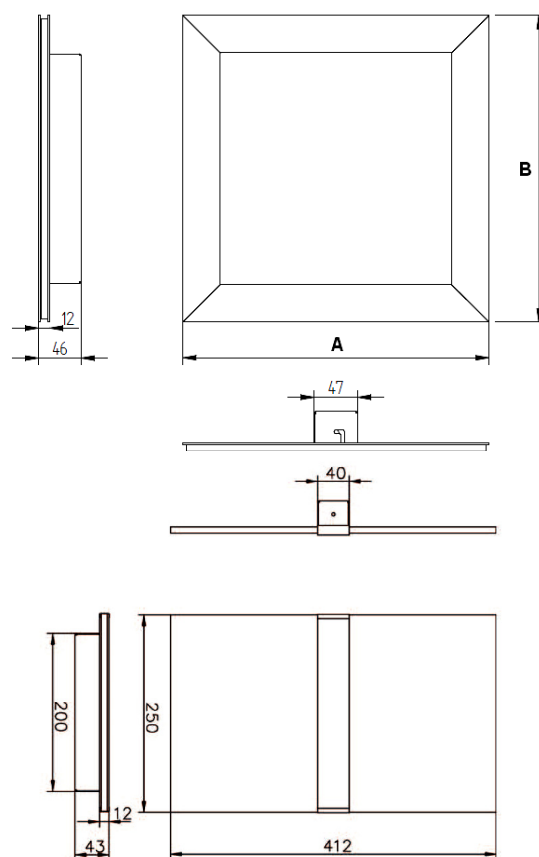

2. Assembly

a) remove from packaging carefully the fixture and put on safety place (floor, table), turn off screws of closing flap and remove the flap



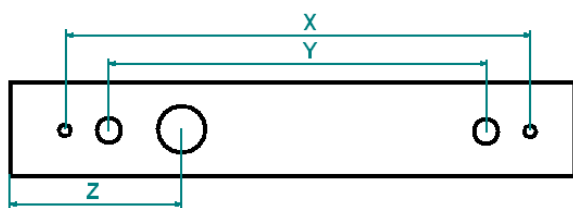
b) power connection:

- perform power wire through the hole at the back of cover flap of power supply
- connect wires according to colors: brown – phase; blue - neutral



c) wall/ceiling mounting:



- assembly anchor pins in the wall/ceiling according to holes at drawing below



Moc	X	Y	Z
32W	220	200	45
45W	580	540	130
6W	220	200	52

see:

X means dimension of holes for wall/ceiling
Assembly Y means dimension of regulations
for suspension assembly
Z means length of edges from power holes



- assembly closing flap with pins, cut-out fixing
the fixture should be directed to the bottom
- put the fixture to flap and screw up

d) suspension assembly:

- przykręcić zawieszenie uniwersalne i mechaniczne do sufitu zgodnie z rozstawem z rysunku
- odkręcić lekko nakrętkę zewnętrzną regulatora
- wsuwać linkę aż do osiągnięcia pożądanej wysokości zawieszenia i skrócić ponownie nakrętkę. Wsuwanie głębiej linki powoduje podnoszenie oprawy. W celu opuszczenia – poluzować nakrętkę regulatora i wcisnąć ją w stronę oprawy – linka wysunie się.



3. Important warnings:

- the manufacturer cannot be considered liable for any damages deriving from improper, wrong and unreasonable use of the fitting.
- luminaries may be installed by qualified personnel only.
- any manipulation inside the luminaire when power supply is on causes the risk of electric shock.
- manufacturer is not responsible for any flaws caused by avoid using this manual.
- manufacturer reserves a right to change the construction of the product.



The European Directive 2002/96/EC on waste electrical and electronic equipment, requires that electric and electronic devices must be disposed of in the normal household waste. The crossed out wheeled bin is reproduced in order to remember obligations towards separately collection. For correct disposal, please use authorized waste disposal facilities or returned to the distributor at the date a new lighting fitting is purchased. Lamps, if disposed together with the lighting fitting, shall not be broken up since they contain substances which are highly polluting for the environment. Unauthorized disposal of the foregoing waste material is punishable by law. More details of directive available at: <http://www.gios.gov.pl>

