

Instrukcja montażu
Sigma LED



230V/50Hz

1. Dimensions:

Power [W]	PAR/OPAL/MPRM	L [mm]	Weight [kg]
15	PAR	545	1,4
27	PAR	1085	2,5
52	PAR	2170	4,8
18	OPAL/MPRM	545	1,3
32	OPAL/MPRM	1085	2,3
45	OPAL/MPRM	1625	3,2
60	OPAL/MPRM	2170	4,5

2. Assembly:

- Turn off the power at the electrical circuit to which is to be connected luminaire.
- Install suspension luminaire (according to the instructions suspension) - version suspended.
- Remove the luminaire from the package.
- Install fasteners NT on the ceiling (NT version) as in Fig.1., then plug the power cord according to markings as in Fig.2. and click luminaire in fasteners as in Fig.3.
- Install regulators lines as in Fig.4. (suspended version) then insert cable through the regulator and connect the cable supply according to the markings as in Fig.2.

3. Assembly in line:

Installation of lighting in line follows by sliding in the first beam fasteners and tighten the screws as marked on Figure 5. Then slide second bar and tighten the screws. Connect plugs of through wiring and plug the power supply to one of the luminaires in the line according to the markings as in Fig.2.

4. Important warnings:

The manufacturer cannot be considered liable for any damages deriving from improper, wrong and unreasonable use of the fitting.

Luminaires may be installed by qualified personnel only.

Any manipulation inside the luminaire when power supply is on causes the risk of electric shock.

Manufacturer is not responsible for any flaws caused by avoid using this manual.

Manufacturer reserves a right to change the construction of the product.

Do not assembly in places without air circulation.

To guarantee safety of luminaire functions, please assembly according to instruction.

The European Directive 2002/96/EC on waste electrical and electronic equipment, requires that electric and electronic devices must be disposed of in the normal household waste. The crossed out wheeled bin is reproduced in order to remember obligations towards separately collection. For correct disposal, please use authorized waste disposal facilities or returned to the distributor at the date a new lighting fitting is purchased. Lamps, if disposed together with the lighting fitting, shall not be broken up since they contain substances which are highly polluting for the environment. Unauthorized disposal of the foregoing waste material is punishable by law. More details of directive available at: <http://www.gios.gov.pl>



Płynna regulacja rozstawu mocowań
 Smooth adjustment of fasteners spacing

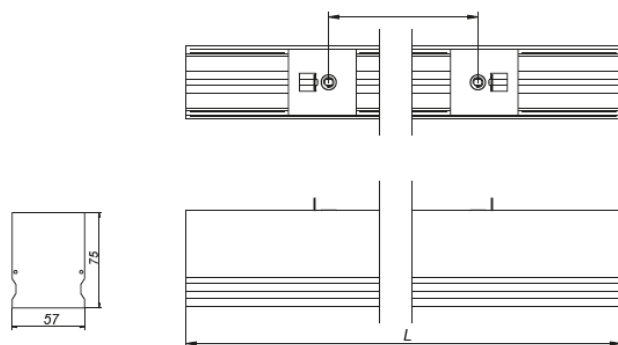


Fig.1.

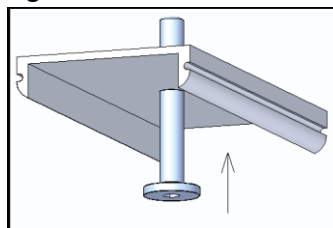


Fig.2.

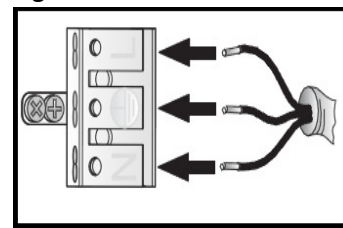


Fig.3.

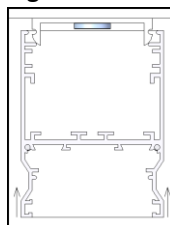


Fig.4.

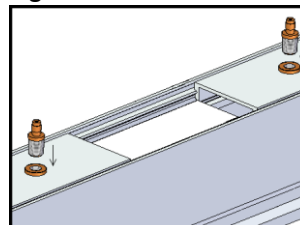


Fig.5.

