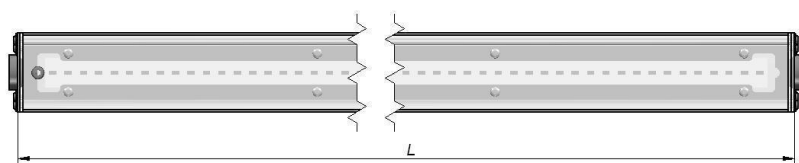

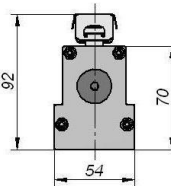
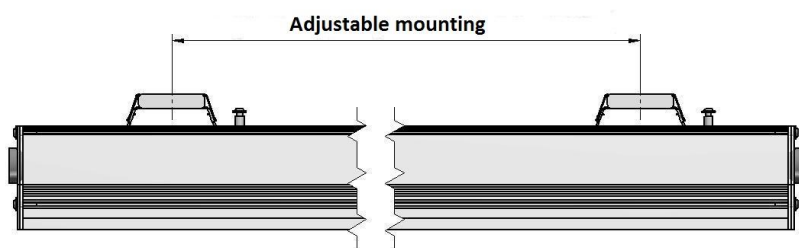


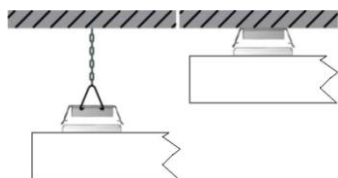
Installation manual
MATRIUS LED



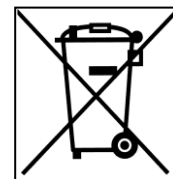
Power	L [mm]	Weight [kg]	LED sources [pcs]
25W	908	2,1	81
35W	1198	2,8	108
45W	1488	3,5	135



- a) Switch off the power in the circuit that luminaire will work in;
- b) Carefully take the luminaire out of the box;
- c) Install luminaire on to the ceiling;



- d) Connect feeding cable to the cube following color scheme:
 - black/brown - L
 - blue - N
 - yellow - green - securing



Important warnings:

The manufacturer cannot be considered liable for any damages deriving from improper, wrong and unreasonable use of the fitting.

Luminaries may be installed by qualified personnel only.

Any manipulation inside the luminaire when power supply is on causes the risk of electric shock.

Manufacturer is not responsible for any flaws caused by avoid using this manual.

Manufacturer reserves a right to change the construction of the product.

Do not assembly in places without air circulation.

To guarantee safety of luminaire functions, please assembly according to instruction.

The European Directive 2002/96/EC on waste electrical and electronic equipment, requires that electric and electronic devices must be disposed of in the normal household waste. The crossed out wheeled bin is reproduced in order to remember obligations towards separately collection. For correct disposal, please use authorized waste disposal facilities or returned to the distributor at the date a new lighting fitting is purchased. Lamps, if disposed together with the lighting fitting, shall not be broken up since they contain substances which are highly polluting for the environment. Unauthorized disposal of the foregoing waste material is punishable by law.