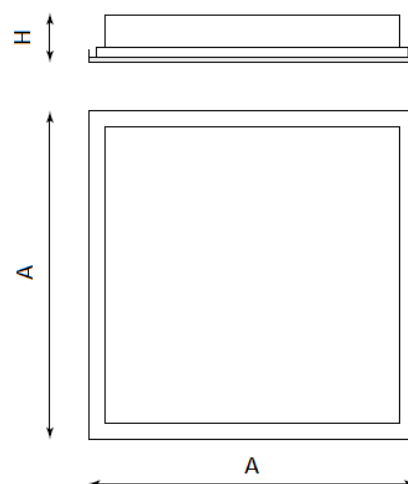



## Assembly instruction **SOLID LED**



**230V/50Hz**

### 1. Power, dimensions, weight.

Power [W]	A	H	Weight[kg]
45W	596	91	10,0
45W	623	91	10,8

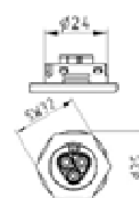
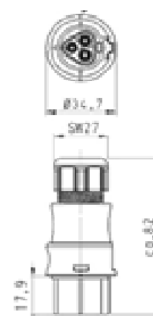
### 2. Assembly

Place the luminaire in the ceiling, assembly the power cable into the plug according to the markings inside the enclosure, put plug into the socket.



**plug**

**socket**



### 3. Important warnings:

Do not install the fixtures in areas without an exchange of air. The manufacturer cannot be considered liable for any damages deriving from improper, wrong and unreasonable use of the fitting. Luminaries may be installed by qualified personnel only. Any manipulation inside the luminaire when power supply is on causes the risk of electric shock.

Manufacturer is not responsible for any flaws resulting from not complying with recommendations included in this instruction manual.

Manufacturer reserves a right to change the construction of the product.



The European Directive 2002/96/EC on waste electrical and electronic equipment, requires that electric and electronic devices must be disposed of in the normal household waste. The crossed out wheeled bin is reproduced in order to remember obligations towards separately collection. For correct disposal, please use authorized waste disposal facilities or returned to the distributor at the date a new lighting fitting is purchased. Lamps, if disposed together with the lighting fitting, shall not be broken up since they contain substances which are highly polluting for the environment. Unauthorized disposal of the foregoing waste material is punishable by law.

