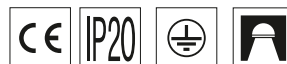




Beta



A series of system luminaires of aluminum profile with the direct (DI) lighting beam, designed for single T8 or T5 light sources. The appropriate accessories give various configuration possibilities.

Materials: powder painted aluminum profile (standard color: white), white lamelle or metalized louvre, opal diffuser made of PMMA

Installation: ceiling mounted, suspended, wall mounted

Accessories: connector (linear, 90°, flexible, T, X, ceiling, universal single and double); suspensions (simple, electric)

ELECTRICAL DATA

Light source	T8
Lamp holder	G13
Number of light sources	1
Type of equipment	EVG
Voltage rating	230 V

MECHANICAL DATA

Type of installation	Universal mounting
Housing material	Aluminum

INFORMATIONS

Color	White
-------	-------

MATERIALS

Product code	Light source power [W]
PX0659101	1×18
PX0659115	1×30
PX0659129	1×36
PX0659143	1×58

CERTIFICATES

Degree of protection (IP)	IP20
Class of protection	I
Light source protection	Yes
Energy class	A
CE	Yes

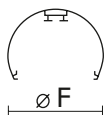
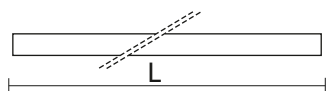
LIGHT DATA

Light distribution	DI
--------------------	----

OPTICAL DATA

Reflector	High gloss
-----------	------------

DIMENSIONS



Product code	L [mm]	W [mm]	H [mm]
PX0659101	90	70	70
PX0659115	1290	70	70
PX0659129	1590	70	70
PX0659143	1890	70	70

L = Length | W = Width | H = Height / Depth

ACCESSORIES

Electric elements



Vega/Beta/Gemini Electrical suspension

Diffusers



Beta Diffuser

Structural elements



Beta End cap



Beta Empty module

Connecting elements



Vega/Delta DI/Beta Invisible line joint (1 pc.)



Beta 90° joint



Beta Linear joint



Beta Cross joint



Beta T joint



Beta Flexible joint

Installation elements



Universal double wall joint Vega/Delta DI/Beta



Simple suspension Vega/Beta/Gemini



Universal wall joint Vega/Delta DI/Beta



Beta Ceiling joint (1 pc.)

Optical elements



Beta White louver (1 pc.)
