



230V/50HZ T8, T5

Installation manual  
**Clik**

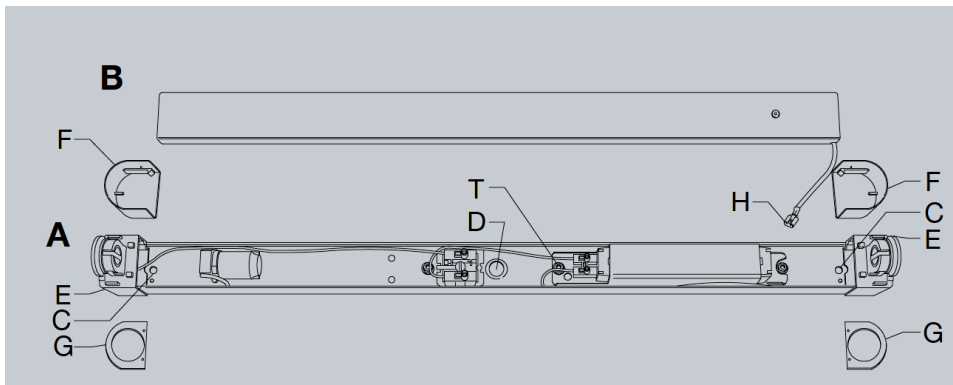


Fig.1 (CN)

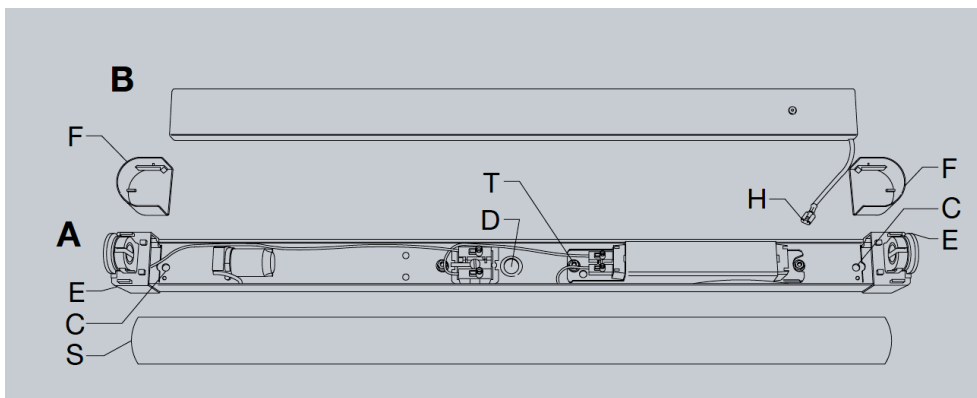


Fig.2 (CS)

**1. Dimensions**

Pwer[W]	L/A [mm]	Weight(kg)
8	319/255	0,59
13	547/483	0,69
14/24	580/516	0,72
21/39	880/816	0,76
28/54	1180/1116	0,97
35/49/80	1480/1416	1,11
15	471/407	0,75
18	623/559	0,8
30	920/864	0,95
36	1233/1169	1,05
58	1480/1416	1,4

L – overall luminaire’s length

A – mounting holes spread

**2. Assembly**

- a) carefully take the luminaire out of box and put it on a stable surface
- b) remove the side caps (F), diffuser (S) in CS version and electronics’ cover (B)

**c) power supply connection:**

- put the feeding cable through the hole in the base of a luminaire (D)
- or a hole cut in the base of the socket (E) (1x18 EVG)
- connect the wires as shown on a cube

**d) ceiling mounting:**

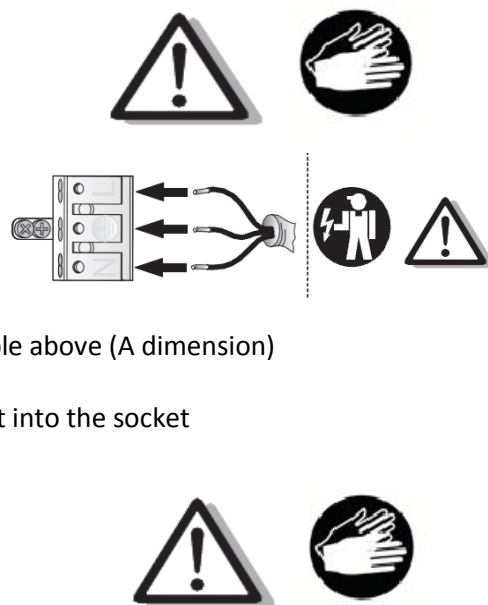
- luminaire is mounted to the ceiling with a screws spread accordingly to the table above (A dimension)

**e) mounting the light source:**

- slip the fluorescent lamps of proper power into luminaire and delicately push it into the socket
- turn the fluorescent lights by 90 degrees

**f) place grounding wire (H)**

**g) put the side caps and diffuser (CS) on the housing**



### 3. Important warnings:

The manufacturer cannot be considered liable for any damages deriving from improper, wrong and unreasonable use of the fitting.

Luminaries may be installed by qualified personnel only.

Any manipulation inside the luminaire when power supply is on causes the risk of electric shock.

Manufacturer is not responsible for any flaws caused by avoid using this manual.

Manufacturer reserves a right to change the construction of the product.

Do not assembly in places without air circulation.

To guarantee safety of luminaire functions, please assembly according to instruction.



The European Directive 2002/96/EC on waste electrical and electronic equipment, requires that electric and electronic devices must be disposed of in the normal household waste. The crossed out wheeled bin is reproduced in order to remember obligations towards separately collection. For correct disposal, please use authorized waste disposal facilities or returned to the distributor at the date a new lighting fitting is purchased. Lamps, if disposed together with the lighting fitting, shall not be broken up since they contain substances which are highly polluting for the environment. Unauthorized disposal of the foregoing waste material is punishable by law. More details of directive available at: <http://www.gios.gov.pl>

