

Installation manual
Torino II T5 IP65



TORINO IP65



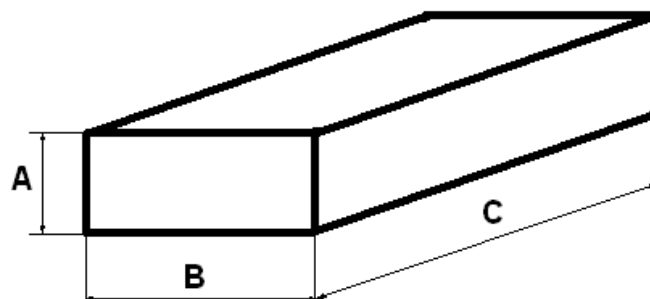
IP65



230V/50HZ T5, T8, TL

1. Dimensions and weight

Power	A	B	C	Weight(kg)
2x28/54W	65	296	1196	4,6/6,6
2x35/49W	65	296	1496	6,6/9,1
3x28/54W	65	596	1196	14,5/19,1
3x35/49W	65	596	1496	18,0/23,8
4x14/24W	65	596	596	3,9/6,1



2. Assembly

a) carefully remove luminaire from the box and put on a stable surface (table or floor)

b) open the luminaire with screwdriver

c) power connection

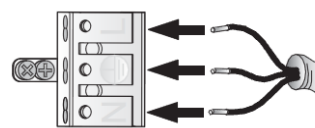
- place cover gasket in the hole of luminaire

- push cables through cover gasket

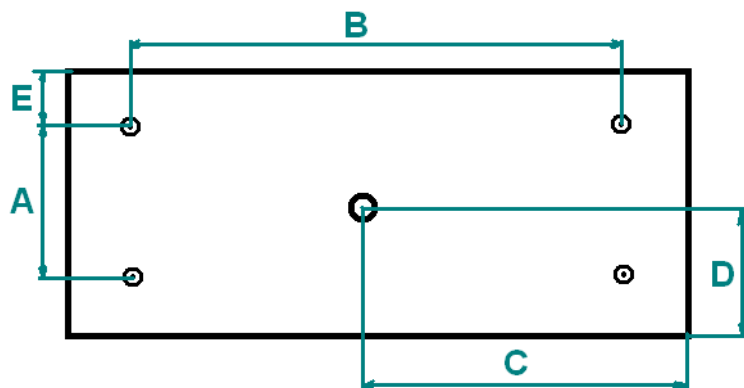
- connect cables according to signs at power cube

d) ceiling suspension mounting:

- luminaire mounted to ceiling with four holes of 7mm diameter



Power	A	B	C	D
2x28/54W	130	980	68	140
2x35/49W	130	1280	68	140
3x28/54W	430	980	64	236
3x35/49W	430	1280	64	236
4x14/24W	380	430	68	236



- e) fluorescent lamp mounting
 - put fluorescent lamp in the luminaire
 - rotate fluorescent lamp 90°
- f) place the louver
- g) close the luminaire with screwdriver

CAUTION! In the case of panel ceiling mounting, 3x28/54W and 3x35/49W versions needs specially reinforced construction of ceiling at the place of mounting.

3. Important warnings:

The manufacturer cannot be considered liable for any damages deriving from improper, wrong and unreasonable use of the fitting.

Luminaries may be installed by qualified personnel only.

Any manipulation inside the luminaire when power supply is on causes the risk of electric shock.

Manufacturer is not responsible for any flaws caused by avoid using this manual.

Manufacturer reserves a right to change the construction of the product.

Do not assembly in places without air circulation.

To guarantee safety of luminaire functions, please assembly according to instruction.



The European Directive 2002/96/EC on waste electrical and electronic equipment, requires that electric and electronic devices must be disposed of in the normal household waste. The crossed out wheeled bin is reproduced in order to remember obligations towards separately collection. For correct disposal, please use authorized waste disposal facilities or returned to the distributor at the date a new lighting fitting is purchased. Lamps, if disposed together with the lighting fitting, shall not be broken up since they contain substances which are highly polluting for the environment. Unauthorized disposal of the foregoing waste material is punishable by law. More details of directive available at: <http://www.gios.gov.pl>

